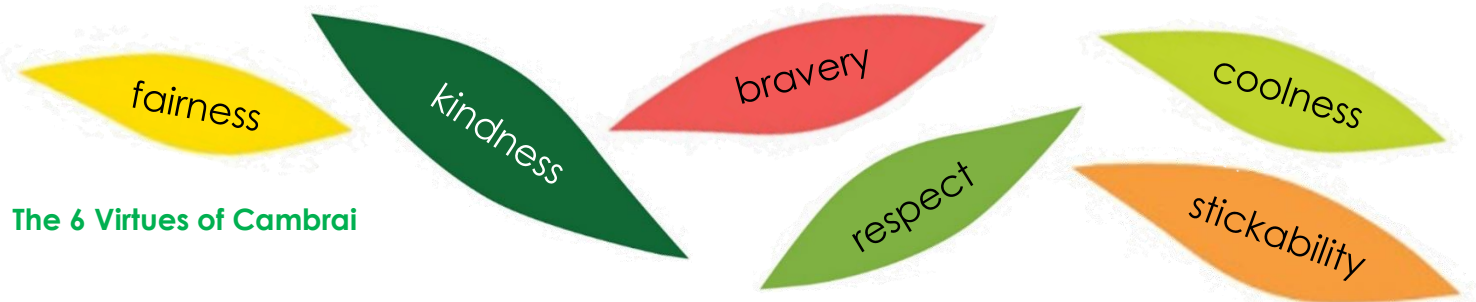


Cambrai Primary School Behaviour Policy

Overview

Our firm belief is that the best schools for their children and communities succeed with all learners - not just the compliant ones. We aim to be the best school that we can be, for all of the children of Catterick, where children get what they need, not what they 'deserve'. We can achieve this through a bedrock of kindness and strong relationships across school. Strong and trusting relationships between children and staff are key in the realisation of this policy.

As a brand new school, we have a unique opportunity to shape our approach, and start as we mean to go on - based upon our strong vision and 'virtues' from day one. Our school motto is more than words on a page; we live it, promote it and teach it. *"Growing good people - doing great things"* is at the heart of all of us at Cambrai Primary School. Aligned to this are our **six 'virtues'**; interwoven through our curriculum, policies and every day practice.



The 6 Virtues of Cambrai

Routines Matter




Children thrive on a sense of consistency and routine. For some children, school is the only place where they experience such stability. As such, we have some clear routines and expectations at the centre of our behaviour approach – setting the tone from the second that the children and families arrive at school. These consistent routines and expectations are:

- ✿ Consistent arrivals (Detailed in appendix 1)
- ✿ Cool walking (Detailed in appendix 1)
- ✿ Lining up (Detailed in appendix 1)
- ✿ Constantly referring to our 3 school rules and 'The Cambrai Way'
- ✿ Consistent reward and recognition
- ✿ Consistent adult language and approach to behaviour
- ✿ Individual classroom routines

Clear Rules and Associated Language Matter

We have three, simple school rules which encompass all aspects of school life. These are explicitly taught, referred to, recognised, thanked and discussed throughout a child's time at Cambrai. They are displayed in all key areas (poster in appendix 2). These rules are:

Our Code of Conduct is:

-  Take care of yourself
-  Take care of others
-  Take care of our school

1.	Take Care of Yourself
Never	<ul style="list-style-type: none">• Do anything silly or dangerous where you might be hurt.• Stay in school at break times or leave school without permission.• Talk to strangers in school unless they have a school badge.
Always	<ul style="list-style-type: none">• Tell someone if you are unhappy, being picked on or bullied.
2.	Take Care of Others
Never	<ul style="list-style-type: none">• Do anything to hurt others (such as hitting/name calling).• Distract others from working.• Be cheeky or rude to adults.
Always	<ul style="list-style-type: none">• Be friendly to visitors, newcomers and other children.
3.	Take Care of our School
Never	<ul style="list-style-type: none">• Steal or deliberately damage school equipment.• Drop litter or deface the school building.• Give the school a bad name.
Always	<ul style="list-style-type: none">• Be proud of your school.

Rewards Matter

Children like rewards – and adults enjoy giving them, but they must be well timed, appropriately earned and meaningful to the child. Rewards should not be used disproportionately for a child who finds behaving more of a challenge; we should never overlook the children who always 'do the right thing', whilst working hard with the children who struggle to do this. Details of how to address behaviours which we do not accept, is detailed in the 'Poor Behaviour Matters' section, below.

Castle Points

Each child is allocated Castle from the day that they arrive at Cambrai. These 'castles' are linked to family groupings.

Children work towards achieving Castle Points for themselves, and their 'Castle family'.

Castle Points can be awarded for:

- Doing the right thing
- Brilliant work or effort

Children are awarded certificates for 25, 50, 75 and 100 Castle Points.

Each week, the Castle Points are totalled – with the winning Castle at the end of the term being awarded a treat (ice cream, extra play, watch a cartoon etc.)

For Early Years, initially, the awarding of Castle Points is more general – with points being collected at 'Castle level' but not individually. Children will be instantly rewarded with a token that they will put into their appropriate Castle 'pot'. These will be counted weekly and contribute to the Castle Point totals in assembly.

In addition, in Early Years, children can also gain a place on the sunshine board for following the three school rules. This is our method of teaching the children our rules, quickly and in depth. The daily repetition and reinforcement is the key to these being embedded for children at the start of their time with us at Cambrai. Towards the end of the year, the focus will move to more specific class foci.

Above and Beyond Bands

We must recognise the children who go 'Above and Beyond' the school expectations. Children who stand out, at a particular time for doing something special and more than is expected to simply follow the rules of the school. When any adult in school sees a child do this, they must recognise it – and reward it, with an 'Above and Beyond Band'. These bands are written on to say what was so amazing (so that parents and carers can see, as well as other staff) and who had awarded it. "Leon saw me drop all of my books – he ran from his football game to help me pick them up. He was so kind. Mrs Guest 😊".

Individual children should not receive several of these each week; they are special and highly regarded. Staff should always have a supply to hand – they should be an immediate reward. Visitors are also shown the system at 'check in' – anyone can recognise excellence at Cambrai: a child receiving an 'Above and Beyond Band' from the visiting plumber, for helping to move some books in front of some pipes, without being asked may be something that the child may never forget.

Weekly Award Assembly

The Headteacher's Golden Book

Each week, teachers choose one child to be added to the Headteacher's Golden Book – to recognise excellence in relation to any of the school's six virtues. This book is special. It will outlive the time that the children will be at Cambrai – and is a piece of school history in the making. Children who have their name recorded in the golden book receive a golden certificate to physically show the school community how important this award is.

Virtue Ambassador Awards

Each half term, there is a focus 'Virtue'. Each class nominates two 'Virtue Ambassadors' each half term to recognise and reward these virtues. In the weekly award assembly, the Ambassadors choose a child in their class who has displayed the virtue well and rewards them with the weekly Virtue Certificate.

The Golden Broom

Each week, the caretaker will decide who has worked the hardest to keep their classroom the tidiest – and will award the 'Golden Broom Award'. They will receive an additional five minutes playtime as their reward.





Importantly, there will be no other formal awards created by staff. Consistency across the school is key. Sweets are not to be awarded as a reward. Do not create 'special rewards' for children

who struggle to behave, unless this agreed with the Executive Headteacher (we may agree to this following involvement of an educational psychologist, for example); it makes them special in relation to their poor behaviours – and we are then rewarding them for them inappropriately. Simple stickers for doing a ‘good job’ or taking an active part in a session are fine.

Poor Behaviour Matters

In a primary school, children are not only learning to read, write and count – they are also learning to behave. As such, at times, most children will require their choice of behaviour to be checked, or addressed.

Before this conversation happens, it is vital that the adult stops and considers:

-  How would I speak to this child if their parent was on my shoulder?
-  What would the best teacher in the world do?
-  It is my professional responsibility to stay calm; I need to be mindful of my tone, body language and intonation
-  Children who struggle to behave take more time out of lessons - don't give it to them in lessons too

At Cambrai Primary School, we have a clear, stepped, approach to addressing a child who is not doing as we expect. In the use of sanctions, children learn from experience to expect a fair and consistently applied punishments which differentiate between serious and minor offences. Sanctions are applied consistently by all staff, but with the provision for flexibility to take account of individual circumstances.

Sanctions Procedure

We have an agreed system of sanctions which all staff must adhere to. Professional judgement is required regarding which step best reflects the most suitable sanction given the behaviour displayed. **It is important to note that the system of sanctions continues for children who attend 'The Nest' and the class behaviour book should be shared with The Nest staff daily.**

Detention outside of school hours is not part of our agreed sanctions. In exceptional circumstances, depending on the nature of the offence, the sequence of sanctions will be bypassed resulting in fixed term or permanent exclusion.

All staff have the right to apply agreed sanctions up to and including Time Out C. More serious sanctions, such as playground exclusions or internal exclusions must be agreed in advance with the EHT, HOS or AHT.

As a general rule for minor and low level behaviours the following sequence should be adhered to:

In Classroom or 'The Nest'	On Playground
<p>Remind the child that they are not following a school rule. This is a subtle behaviour management technique and is a quiet and low key reminder of expected behaviours. It should be given as a polite reminder. Walk away to give time for the child to correct their behaviour, without an audience.</p>	<p>Remind the child that they are not following a school rule. This is a subtle behaviour management technique and is a quiet and low key reminder of expected behaviours. It should be given as a polite reminder. Walk away to give time for the child to correct their behaviour, without an audience.</p>
<p>First Warning. If the behaviour continues, calmly remind – again, personally, with the consequences made clear. At this point, the child's initials should be added to the classroom behaviour board. This is not a 'name and shame' and should not be publicised to give notoriety – but the child needs to know that the stepped approach has started.</p>	<p>First Warning. If the behaviour continues, calmly remind – again, personally, with the consequences made clear</p>
<p>Second (Final) Warning Inform children that this is their final warning. Children should be fully aware of what this means and the possible consequences of continuing with the behaviour. Children move their name on the class behaviour chart.</p>	<p>Second (Final) Warning Inform children that this is their final warning. Children should be fully aware of what this means and the possible consequences of continuing with the behaviour</p>
<p>FROM NOW ON, NO MORE WARNINGS. ACTION IS TAKEN AND BEHAVIOUR IS RECORDED IN BOOK.</p>	
<p>Time out A</p> <ul style="list-style-type: none"> • Child is sent to a designated area of the classroom • Child spends 10 minutes sitting alone in order to reflect, calm down without causing disturbance • Child's behaviour is recorded in class Behaviour Book 	<p>Time out A</p> <ul style="list-style-type: none"> • Child is sent to a designated area of the playground • Child spends 10 minutes sitting or standing alone in order to reflect, calm down without causing disturbance • Child's behaviour is recorded in class Behaviour Book

<p>For a regular offender at Time Out A (Regular = more than three times in two weeks)</p> <ul style="list-style-type: none"> - Removal of treats/playtimes - Discussion with HOS to consider behaviour interventions 	<p>For a regular offender at Time Out A (Regular = more than three times in two weeks)</p> <ul style="list-style-type: none"> - Removal of treats/playtimes - Discussion with HOS to consider behaviour interventions
<p>Time Out B</p> <ul style="list-style-type: none"> • Child is escorted to a designated colleague that is agreed in advance. • Up to 1 hour working alone without causing disturbance • Removal of playtime • Child's behaviour is recorded in Class Behaviour Book • Incident Slip is issued & recorded on CPOMS <p>For a regular offender at Time Out B (Regular = more than three times in two weeks)</p> <ul style="list-style-type: none"> - Discussion with SLT at SLT meeting - Involvement of SENCo - Begin behaviour monitoring to identify triggers - Parent meeting to agree support required - Consider recommendations from professional agencies - Access to extra curricular/enrichment linked to improvement 	<p>Time Out C</p> <ul style="list-style-type: none"> • Child is escorted to a Senior Leader (HOS or AHT – if not teaching) • Removal of playtime • Takes place in HOS or AHT office • Child's behaviour is recorded in Class Behaviour Book • Incident Slip is issued & recorded on CPOMS
<p>Time Out C</p> <ul style="list-style-type: none"> • Child is escorted to a Senior Leader (HOS or AHT – if not teaching) • One session or half a day working alone without causing disturbance • Takes place in HOS or AHT office • Removal of playtime • Child's behaviour is recorded in Class Behaviour Book • Incident Slip is issued & recorded on CPOMS • If in 'The Nest' a Nest exclusion may be issued. Parents will always be phoned to be made aware of this. 	<p>Playground Exclusion</p> <p>These are decided by the HOS or in her absence by a member of SLT. They are given for serious incidents including those of physical aggression towards another child. Parents must always be phoned to be made aware of a playground exclusion and children should be issued with an incident slip and recorded on CPOMS.</p>

Repair – to take place following any Time Out incident.

It is the conversation about poor behaviour that changes it – not the punishment. Children need to know that if behaviour falls short of the standard expected by the school, that they will have to face it, during a 'repair conversation'. This will be with the adult that imposed the time out and not during lesson time – it should be at a lunch or playtime. If the staff member requires cover for this – it should be prioritised. This is the chance for the adult and child to discuss the behaviour that led to the time out and any possible consequence or 'imposition' of it.

The fact that this conversation happened – and any key outcomes, should be recorded on CPOMS, *if the adult deems it appropriate* (e.g. a child not paying attention twice, which is out of character for the child and leads to a time out and conversation would not need to be recorded, but if an issue is becoming to be a pattern, or is leading to clear actions for the child or an intervention, it should be recorded).

In this meeting, it is vital that the adult is transparent as to whether parents will be informed or not, via an 'issue Slip' (see below). Parents must be informed if an outcome is that the child will complete work missed, due to time out, at home – but this may be via the home school book / a conversation rather than a formal issue slip.

The key 'Repair Conversation questions' are below, however 5 is enough, and less for young children (those in bold are most suitable for EY / KS1):

1. What happened?

2. *What were you thinking at the time? (How XXX were you at the time, out of 10?)*

3. *What have you thought since?*

4. *How did that make people feel?*

5. Who has been affected (hurt/ upset for KS1)?

6. *How have they been affected?*

7. What should we do to put things right?

8. *How can we do things differently in the future?*




Repeat or Serious Behaviours Matter

If a child displays a behaviour that has serious consequences for others, such as a physical or verbal attack, racism or homophobia, we recognise that not only does the child require the support from school (and potentially other professionals) to address these behaviours, but also from home. As such, if a child carries out a serious behaviour incident, the staff member dealing with the incident can choose to escalate the sanction to Time out B or C as appropriate. An 'Issue Slip' will be sent home. These detail what the incident was, who addressed it and whether we would like parents to contact us or not. In the vast majority of cases, however, we would expect staff to speak to parents at pick up about such incidents, or call parents and carers.

Every 'Issue Slip' will be recorded on CPOMS.







The issue slip is included in appendix 6.

The partnerships are reviewed each month, at SLT level. If mentorship is not having the desired effect, we will discuss further external options:

-  Counselling
-  Educational Psychologist
-  GP liaison

Extreme Behaviours Matter

Occasionally, some children may behave in an extreme way which is out of character for them, or poses a serious risk to the child, others or the harmonious running of the school. Unacceptable behaviours may be expedited quickly through our behaviour system to be dealt with by a member of SLT. If this occurs a focused meeting involving SLT and the staff members will be arranged to discuss what happened, and will follow the repair meeting approach. Behaviours may include:

-  Violence (i.e. physical contact made with the intention to harm)
-  Repeat or Extreme defiance/ rudeness to any adult
-  Persistent taunting, teasing and bullying
-  Stealing
-  Repeated Spitting
-  Repeated Swearing

All such incidents and SLT repair meetings will be recorded on CPOMS and an Issue Slip given and recorded.

Tracking Behaviour Matters

Each week, each class has a 'new sheet' to track behaviours. This is a quick way to review low level issues and trends for cohorts and children. 'Time out' points on our behaviour scale onwards are recorded. If a child is given a 'Time Out' – this is recorded and the brief reason noted on the back. If it is recorded on CPOMS, it does not need recording twice. Simply indicate there is a CPOMS record linked to the event. SLT review the tracking sheets each week to identify trends, CPD or individual children's behaviours which are beginning to cause a concern.

Exclusion Matters

When a child is excluded, for any length of time, they cannot be positively influenced by school; as such, it is not an approach taken lightly by the school. Importantly, however, a school must have procedures in place, by law, should the need or situation arrive. Our procedures are detailed within our Trust Exclusion Policy which is found here:

<https://www.lingfieldeducationtrust.com/trust-policies>

Physical Intervention Matters

Children should not require Physical Intervention unless they are posing an immediate risk to themselves, or others. As such, we have a full Physical Intervention Policy in place, based upon the best practice principles outlined in 'Positive Environments, Where Children Can Flourish' (OFSTED, 2018).

Behaviour in Our Community Matters

Children who attend Cambrai Primary School are its ambassadors beyond the school day. As such, we would address inappropriate behaviour outside school if the following applied:

- The child was taking part in a school organised or a school related activity
- The child was on their way to or from school
- The behaviour could have repercussions in school
- The behaviour threatened another pupil of the school. Incidents outside school would be investigated fully and normal sanctions would be applied.

Parents and Carers Matter

Parent and carers play a vital role in the management of pupil behaviour and have the right to know that their child is doing well or needs support. Parents are informed of good behaviour through our rewards systems – as well as the through the relationships that staff build with our families – catching parents on the yard, telephoning, emailing or texting are all appropriate ways to spread good news. Equally if their child is behaving inappropriately at school, they must always be informed. It is preferable to inform the parent face to face about concerns, failing that a telephone call. In cases of challenging behaviour, parents will be invited to meet with staff. At this meeting a school behaviour plan will be completed, including agreed Team Teach holds, if necessary, in line with the school Restrictive Physical Intervention Policy.

Induction Matters

Any new member of staff joining the school receives a copy and training of this policy.

Review Matters

It is important that the school's work with regard to behaviour is reviewed regularly – and by a range of stakeholders. Each year, staff, parents and children have the opportunity to review the success of the school approach, through discussion and questionnaire feedback. Annually, governors and school leaders review the policy in relation to this feedback. The policy also closely aligns to the Lingfield Education Trust Behaviour Principles, which can be accessed here: <https://www.lingfieldeducationtrust.com/trust-policies>

Version 1 of the policy created: April 2020 – for implementation September 2020. Agreed by Governors in July 2020. Reviewed June 2021, July 2022.

Version 2 of the policy created February 2023 and agreed by Chair of Governors for implementation for Spring 2. Reviewed Sept 23

Review Date: Autumn 24.

Signed:  Executive Headteacher

Signed:  Chair of Governors

Appendices

1	Consistent School Routines
2	School Rules, Shared Language and 'The Cambrai Way' Posters
3	Individual Classroom Routine Considerations
4	De-Escalation Techniques
5	Sample Behaviour Plan
6	Cambrai: Behaviour on a page
7	Issue Slip
8	Example Behaviour Tracking Sheet

Appendix 1:

Consistent School Routines

Arrival

- ✿ Children will always be greeted by an adult on the classroom door. All of our downstairs classrooms have an external door, which is 'manned' by a member of staff.
- ✿ Staff will always remember that they are there to welcome the children first – before the adults, speaking directly to every child – welcoming them to the day. Children may choose to say hello, high five hug or smile at the adult – but the adult must make every effort to interact with every child, setting the tone for the day.
- ✿ Children will always know 'what to do' when they enter the classroom – once their coat is hung up, children should have an activity to settle down to before the day starts.
- ✿ Adults in the room should use this time to 'check in' with children – particularly those who may be most vulnerable.

Cool Walking

- ✿ The way that children move around the building and 'carry themselves' says so much about the expectations of the school. Get this right, the learning will transcend long beyond school and in to adult life.
- ✿ Cool walking relates to the school virtue of coolness: self-control and independence – we expect children to walk well independently of adult supervision.
- ✿ Walking confidently and with purpose is taught and expected, following these key points
 - **Shoulders back**
 - **Head held high – I am proud to be me!**
 - **Hands behind your back – not in pockets**
 - **We do not slide and lean along walls, or touch things as we walk past – we have self-control**
 - **We smile and greet people in our path**
 - **We hold doors open and articulate 'after you'**
 - **We always walk on the left hand side**

Our Lining Up Code


- ✿ The children are taught how to line up smartly, sensibly and in a straight line. In EYFS and KS1 teacher at the front and TA at the back, stopping at key points to reinforce
 - **In 'line-up' order**
 - **Quietly**
 - **Join by walking to end of line – no running or pushing in**
 - **Leave enough space**
 - **Cool Walking!**
 - **We do not touch anyone or anything - we have self-control**
 - **We hold doors open**
 - **We always walk on the left hand side**

At the end of outdoor playtimes

- ✿ The children are taught how to line up smartly, sensibly and in a straight line.
 - **The whistle goes, children stop.**
 - **When the whistle blows again, children walk to their line up area**
 - **Children line up in 'line-up order'**
 - **All children follow our 'cool walking' routine.**




- Staff are positioned in key points around the school to welcome children back in to school and in to their classroom

Appendix 2:



Our School Rules

“Growing good people – doing great things.”

 **Take Care of Yourself**
 **Take Care of Others**
 **Take care of Our School**

Take Care of Yourself

Never

- Do anything silly or dangerous where you might be hurt.
- Stay in school at break times or leave school without permission.
- Talk to strangers in school unless they have a school badge.

Always

- Tell someone if you are unhappy, being picked on or bullied.

Take Care of Others

Never

- Do anything to hurt others (such as hitting/name calling).
- Distract others from working.
- Be cheeky or rude to adults.

Always

- Be friendly to visitors, newcomers and other children.

Take Care of our School


Never


- Steal or deliberately damage school equipment.
- Drop litter or deface the school building.
- Give the school a bad name.


Always

- Be proud of your school.

Are YOU doing the right thing?

www.cambrajprimaryschool.co.uk | office@cambrajprimaryschool.co.uk | [/cambrajschool](https://www.facebook.com/cambrajschool) | [@cambrajschool](https://twitter.com/cambrajschool) | 

Proud to be part of  Unilever Foundation Trust, an exempt charity. It is a company limited by guarantee in England and Wales (Registered no: 12027185).



The Shared Language of Cambrai

When recognising positive or negative behaviours in our school, we use our shared language. This ensures children receive a clear and consistent message and expectation from all staff.

Our key language is:

“Team Stop.”

“Team...3...2...1...Stop.”

Referring to being a **“good person.”**


Referring to **“doing the right thing.”**

Referring to **“brilliant manners.”**

Referring to **“The Cambrai Way.”**

Referring to **“Cool Walking.”**

“Growing good people – doing great things.”

www.cambrajprimaryschool.co.uk | office@cambrajprimaryschool.co.uk | [/cambrajschool](https://www.facebook.com/cambrajschool) | [@cambrajschool](https://twitter.com/cambrajschool) | 

Proud to be part of  Unilever Foundation Trust, an exempt charity. It is a company limited by guarantee in England and Wales (Registered no: 12027185).

The Cambrai Way

Be Welcoming
 Everyone is welcome at Cambrai – make them 'feel it!' Show visitors respect and how brilliant Cambrai children are.

Be the best version of you
 Go home proud of yourself each night. Use your manners. Hold open doors – say 'after you'. Do and say nice things.

Show coolness when no one is looking
 Be a 'cool walker', kind and fair – without needing to be reminded by an adult.

We let everyone have a say
 We do not talk over each other or shout out. We show respect to each other. Everyone is important.

We are a team
 We pick things up and keep things tidy. We notice and care about our school and each other.

Appendix 4:

Tool box to support de-escalation techniques

Fresh face	Move back out of immediate range and let other staff/pupils become the focus
Reassurance	"I'll always try to be here if you need me" "Although that was wrong, we can help you put things right again"
Success reminder	"Remember that excellent number work you did for me this morning..."
CALM talking	In any potential confrontation, the first person who needs to calm down is the responsible adult. Staff must maintain personal control. Lower voice to help show that you are in control.
Distraction	Talk about something totally different (i.e. next weekend) to the child, or to another person.

	<p>Bring in something personal such as, "When I was talking to your mam on the phone..."</p> <p>"Did you see East Enders last night?"</p> <p>"Would you like a drink of water?"</p>
Contingent touch	Sometimes a gentle touch on the forearm, hand, shoulder, etc works wonders. Any specialised touch or stroke needs to be formalised in the pupil's Care Plan and signed by parent.
Reflective listening	<p>"Focus on 'feeling' words....</p> <ul style="list-style-type: none"> o Note general content of message o Observe body language o Ask yourself, "If I were having that experience right now, what would I be feeling?" o Reflect meanings. "You feel....because..."
Humour	"Did you hear the one about...." Knock knock..
Planned Ignoring	<p>If it isn't upsetting anyone else...</p> <p>Give a child 'quiet time' with no interaction other than reflection</p>
Withdrawal offered	"Why don't you go and finish that work in the library..."
Antiseptic Bounce	Message with 'AB' written at the top – this gives the child time out
Emphasise concern for welfare	"Are you alright? ... Show me that hurt finger...oooh that must hurt a lot... Did you have a nice tea last night?"
Help Script	"Name', I can see you're upset/ angry ...I'm here to help. Come with me. You talk, I'll listen "

PUPIL BEHAVIOUR, POSITIVE HANDLING AND RISK ASSESSMENT

Educational Establishment <i>Cambrai Primary School</i>	Assessor/Role	
Name of Pupil and D.O.B	Reason for Assessment	Date reviewed

DIAGNOSIS: No formal diagnosis, family question ADHD and are trialling food diary			
PUPIL PROFILE <i>(Tick as appropriate)</i>	Always	Sometimes	Comments
Comprehension/Communication			
Age appropriate			
Limited/delayed			
Compliance:		Details	
Co-operative			
Un co-operative			
Unpredictable			
Positive handling needed			
Behaviours:		Details	
Verbal abuse			
Threatening behaviour			
Physical assault			
Vandalism			
Absconding			

Theft			
Defiance			
Persistent disruptive behaviour			
Unacceptable language			
Other behaviours:			Details
Emotional/physical issues:			Details
Sensory issues			
Anxiety/Emotional state			
Meltdowns/Tantrums			
Hypermobility			
Fine/Gross motor			

Recommended strategies:				
1. Verbal Advice	2. Reassurance	3. Time out offered	4. Another classroom	5. Negotiation
6. Step away	7. Success reminder	8. Distraction	9. Contingent touch	10. Planned ignoring
11. Humour	12. Fresh face	13. Choices	14. Consequences	15. Reflective listening
16. Space given	17. Antiseptic Bounce	18. Peer mentor	19. Other (Please state)	

Has a Boxall Profile Been Completed?	Yes/No	Comments
Has a resultant Individual Behaviour Plan been completed?	Yes/No	Comments

POSITIVE HANDLING

Preferred Supportive strategies (Number in order of preference).			
Verbal advice & support- using visuals		Contingent touch	
Reassurance		Planned ignoring	
C.A.L.M talking & stance		Time out offered	
Time out directed		Fresh face	
Humour		Choices/Limits/consequences	
Negotiation		Space given	
Step away		Reflective listening	
Success reminder		3part assertive message	
Distraction(Key words/objects/likes)		Antiseptic bounce	
Brief description of supportive strategies e.g. agreed use of language/consequences etc.			
Preferred Handling Strategies (where necessary)			
Caring C's		Wrap hug	standing/seated
Friendly hold		Double elbow	stood/seated
Single elbow	stood/seated	Half-shield	
Figure of four			

Comments and reasons for use, stating preferred staff and get-outs:

Pupil Voice:

Things that make me feel these feelings:

Happy-

Sad-

Angry-

Nervous/worried/scared/stressed-

When I am not happy I-

I would like adults to help me by-

When I am sad I-

I would like adults to help me by-

When I am angry I-

I would like adults to help me by-

When I am nervous/worried/scared I-

I would like adults to help me by-

--	--

STEPPED BEHAVIOUR STRATEGIES – Avoiding Escalation

<i>Behaviour</i>	<i>Comments/Recommended Strategies</i>	<i>Level of risk to Self- details Low, medium, high</i>	<i>Level of risk to Peers – details Low, medium, high</i>	<i>Level of risk to Staff - details Low, medium, high</i>

Date of next review:

Signature of assessor:

Leaders signature:

Parents signature:

Cambrai: Behaviour On A Page



- 🌱 At our school, children get what they need, not what they 'deserve'
- 🌱 How would you speak to this child if their parent was on your shoulder?
- 🌱 What would the best teacher in the world do?
- 🌱 It is our professional responsibility to stay calm; we all need to be mindful of tone, body language and intonation
- 🌱 Children who struggle to behave take more time out of lessons - don't give it to them in lessons too

School Rules	Key Language	Key Routines	Rewards
<ul style="list-style-type: none"> 🌱 Take care of yourself 🌱 Take care of others 🌱 Take care of our school 	<ul style="list-style-type: none"> 🌱 Team Stop (3,2,1 Stop) 🌱 Referring to being a 'good person' and 'doing the right thing' (The Cambrai Virtues) 🌱 Brilliant manners 🌱 Cool walking 🌱 The Cambrai Way 	<ul style="list-style-type: none"> 🌱 Consistent arrivals 🌱 Cool walking 🌱 Lining up 	<ul style="list-style-type: none"> 🌱 Above and Beyond Bands 🌱 The Golden Book Entry 🌱 Virtue Ambassador Awards 🌱 Castle Points – immediate

Stepped Sanction Approach

Remind: Remind the child that they are not following a school rule. Walk away to give time for the child to correct their behaviour, without an audience.

First & Second Warning: Children should be fully aware of what this means and the possible consequences of continuing with the behaviour.

Time Out (always recorded in behaviour book):

A in the Classroom: 10 minutes working alone in a designated area of the classroom.

B in a Designated Place: Up to an hour working alone in another area of school. Loss of playtime. Incident slip is issued

C with Senior Leadership: Up to half a day working with a member of the Senior Leadership Team. Loss of playtime. Incident slip is issued. Meeting with parents/carers.

Repair Conversations (youngest children approach in bold):

1. What happened?

2. *What were you thinking at the time? (How XXX were you at the time, out of 10?)*

3. *What have you thought since?*

4. *How did that make people feel?*

5. Who has been affected (hurt/ upset for KS1)?

6. *How have they been affected?*

7. What should we do to put things right?

8. *How can we do things differently in the future?*

Record on CPOMs brief details of outcomes for all conversations that lead to an Issue Slip, and for others that are for repeat incidents or concerning / escalating behaviours.

Remember to complete tracking grids daily

Appendix 7 - An example of an issue slip

Sadly, today there has been an incident which we feel that you need to know about it. We do not expect you to provide a consequence at home – but we feel that you need to know about it so that you can talk to your child about making a different behaviour choice, next time. Thank you.



Issue Slip

Name:

Date:

Adult:

Incident Description:

If a member of staff hasn't spoken to you already, we do / do not need you to contact us at a time to suit you.

